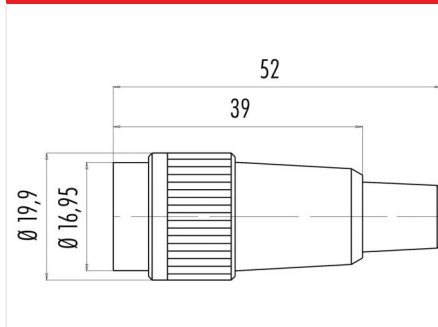


Product description	<b>Bayonet female cable connector, Contacts: 14, 6.0 - 8.0 mm, shielding is not possible, solder, IP40</b>
Area	<b>Bayonet series 678</b>
Order number	<b>99 0654 02 14</b>

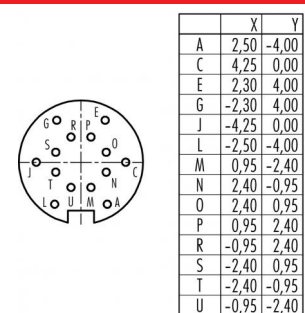
### Illustration



### Scale drawing



### Contact arrangement (Plug-in side)



**You can find the component part drawing on the next page.**

## Technical data

### General values

Connector design	female cable connector
Connector locking system	Bayonet
Termination	solder
Wire gauge (mm)	max. 0.25 mm <sup>2</sup>
Wire gauge (AWG)	max. 24
Cable outlet	6.0 - 8.0 mm
Upper limit temperature	85 °C
Lower limit temperature	- 40 °C
Customs tariff number	85369010
Packaging Unit	40

### Electrical values

Rated current (40 °C)	3 A
Rated voltage	60 V
Rated impulse voltage	500 V
Pollution degree	1
Overvoltage category	I
Insulating material group	III
Insulation resistance	≥ 10 <sup>10</sup> Ω
EMC compliance	shielding is not possible
Degree of protection	IP40
Mechanical operation	> 500 Mating cycles

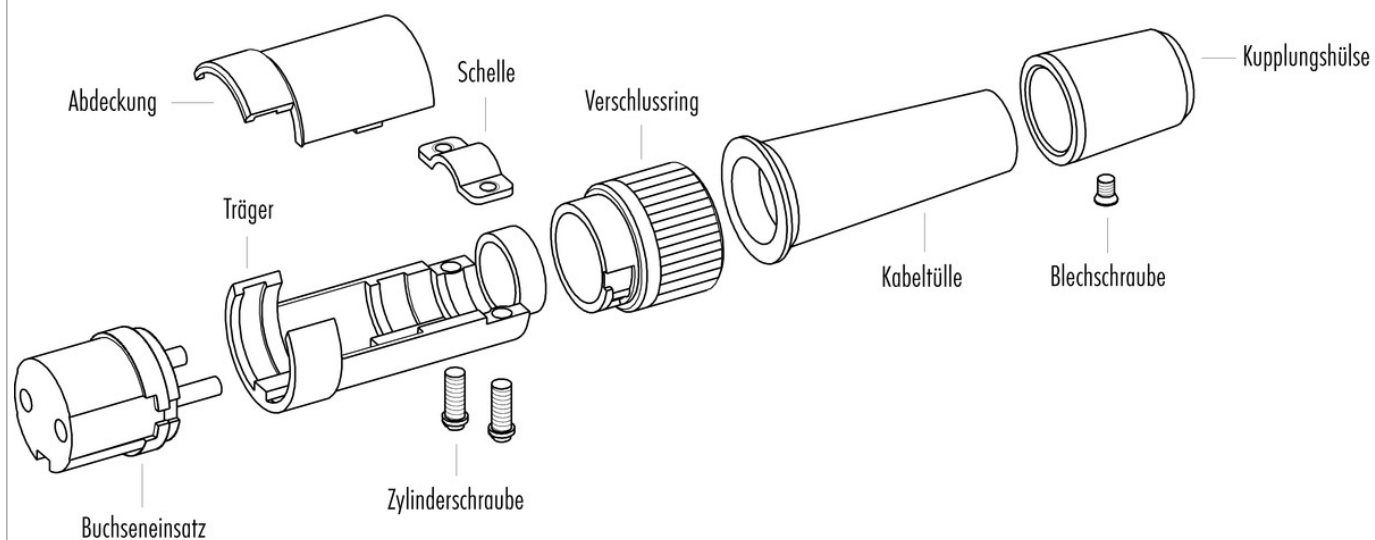
### Material

Contact material	CuSn (bronze)
Contact plating	Au (gold)
Contact body material	PBT (UL94 V-0)
Housing material	PA
REACH SVHC	CAS 7439-92-1 (Lead)

Product description **Bayonet female cable connector, Contacts: 14, 6.0 - 8.0 mm, shielding is not possible, solder, IP40**

Area **Bayonet series 678**  
Order number **99 0654 02 14**

### Component part drawing



Product description	<b>Bayonet female cable connector, Contacts: 14, 6.0 - 8.0 mm, shielding is not possible, solder, IP40</b>
Area	<b>Bayonet series 678</b>
Order number	<b>99 0654 02 14</b>

## Security notices

The connectors are designed for use in plant, control system and electrical equipment. The end user is responsible for checking whether the connectors are suitable for use in other applications.